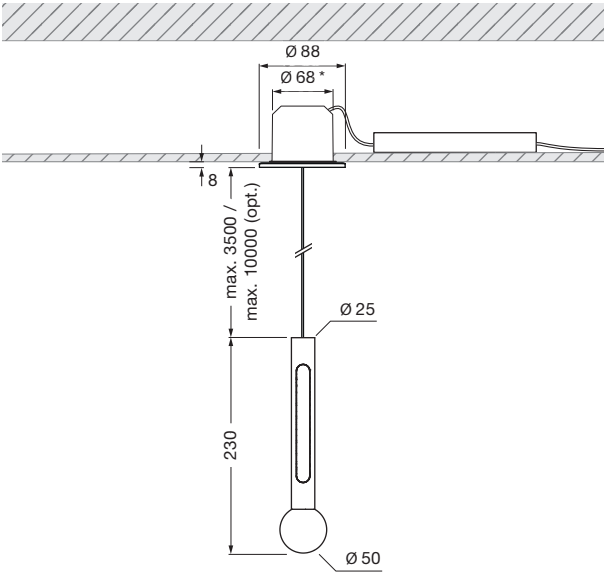



Coro moon sospeso fix flat pro
datasheet

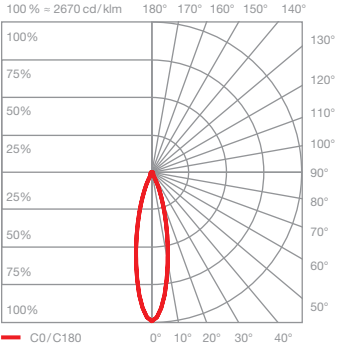

LED suspended luminaire with rod-shaped head and fireball light source with directed light aimed downwards. Version with flat base for installation on hollow ceilings or seiling sockets. Version with remote power supply unit, connection to external constant current power source (driver). Dimmable via customer-supplied dimmable power supply unit. The innovative LED fireball technology creates a special lighting effect - direct light in forward direction and atmospheric illumination by the fireballs indirect light. The fireball as a light source has a light cone of 50°.



* cut-out dimensions dimensions in mm

technical data Coro moon sospeso fix flat pro		
properties	material	aluminium, glass, PVD coated, painted, plastic
	height setting	max. 3500 mm (can be adjusted during fitting)
	weight	0,5 kg
surface	head	bronze, matt gold, rose gold, matt silver, matt white, matt black, phantom, black phantom
	pads / cable / cover	matt white, matt black
Occhio LED	average life time	> 50.000 hrs
	energy efficiency class (luminous efficiency)	F (98 lm / W, @4000 K single color)
	power	LED 6 W
	color rendering index	CRI Ra 92
	color temperature (color consistency)	single color: 2700 K, 3000 K, 4000 K (2-step) color tune: 2200–3500 K (2-step) 2700–4000 K (2-step)
electricity	dimming	with suitable power supply unit
	connection	single color (1-channel): max. 500 mA / 12 VDC color tune (2-channel): max. 1000 mA total current (I ₁ + I ₂) / 6 VDC per channel
	permitted operating conditions	max. 30°C for indoor use only

Coro moon sospeso fix flat pro
lighting effects



moon

direct, glare-free light,
beam angle approx. 50°

optics: Occhio fireball

power: high color 6 W

luminous flux: 2700 K 450 lm
3000 K 480 lm
4000 K 540 lm
2200–3500 K 340–440 lm
2700–4000 K 390–470 lm