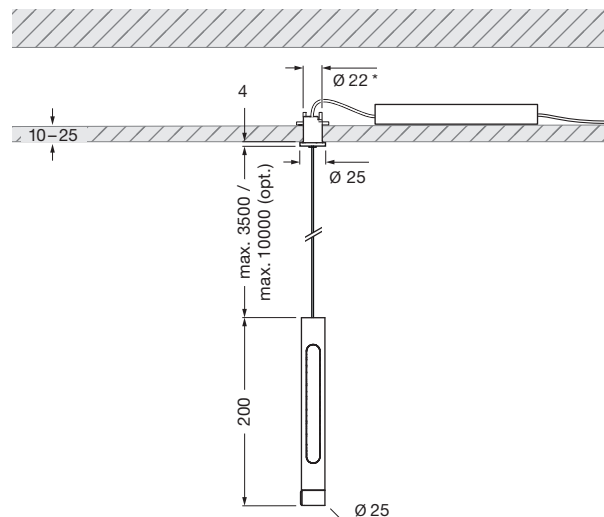



Coro sospeso fix pro pure datasheet

LED suspended luminaire with rod-shaped head and zoom optics. Version for hollow ceilings with flush cord suspension. Version with remote power supply unit, connection to external constant current power source (driver). Dimmable via customer-supplied dimmable power supply unit. The zoom optics are glare-free and continuously adjustable within 40–80°.



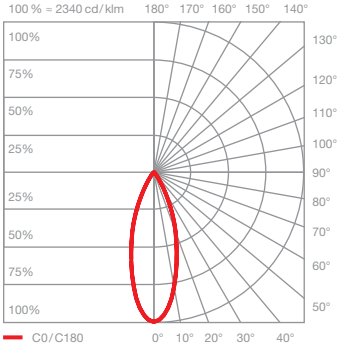
* cut-out dimensions

dimensions in mm

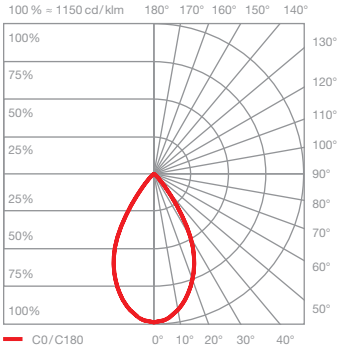

technical data Coro sospeso fix pro pure

properties	material	aluminium, glass, PVD coated, painted, plastic
	height setting	max. 3500 mm (can be adjusted during fitting)
	weight	0,3 kg
surface	head / zoom	bronze, matt gold, rose gold, matt silver, matt white, matt black, phantom, black phantom
	pads / cable / cover	matt white, matt black
Occhio LED	average life time	> 50.000 hrs
	energy efficiency class (luminous efficiency)	G (58 lm / W, @4000 K single color)
	power	LED 6 W
	color rendering index	CRI Ra 92
	color temperature (color consistency)	single color: 2700 K, 3000 K, 4000 K (2-step) color tune: 2200–3500 K (2-step) 2700–4000 K (2-step)
electricity	dimming	with suitable power supply unit
	connection	single color (1-channel): max. 500 mA / 12 VDC color tune (2-channel): max. 1000 mA total current ($I_1 + I_2$) / 6 VDC per channel
	permitted operating conditions	max. 30°C for indoor use only

Coro sospeso fix pro pure
lighting effects



Z40		
directed light (approx. 40°)		
optics:	zoom lens	
power:	high color	6 W
luminous flux:	2700 K	170 lm
	3000 K	180 lm
	4000 K	210 lm
	2200–3500 K	130–170 lm
	2700–4000 K	150–180 lm



Z80		
directed light (approx. 80°)		
optics:	zoom lens	
power:	high color	6 W
luminous flux:	2700 K	270 lm
	3000 K	280 lm
	4000 K	320 lm
	2200–3500 K	200–260 lm
	2700–4000 K	230–280 lm