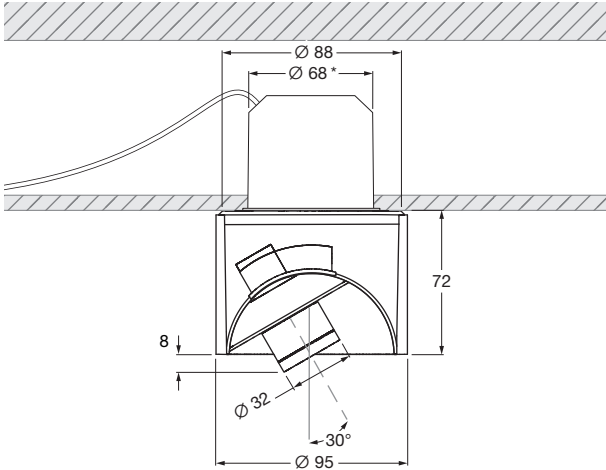


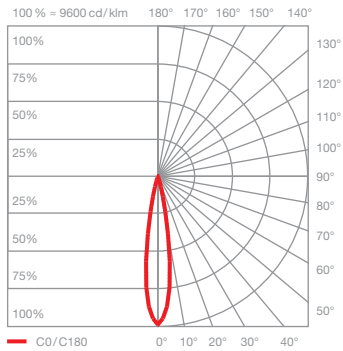

Coro alto flat pro  
datasheet

LED ceiling spotlight with cylindrical base with zoom optics (swivable). flat model for mounting on hollow ceilings or solid ceilings with ceiling box. Version with remote power supply unit, connection to external constant current power source (driver). Dimmable via customer-supplied dimmable power supply unit. The zoom optics can be rotated by 360° (with stop), swiveled by 30° and the light cone can be continuously adjusted within 25–60°.

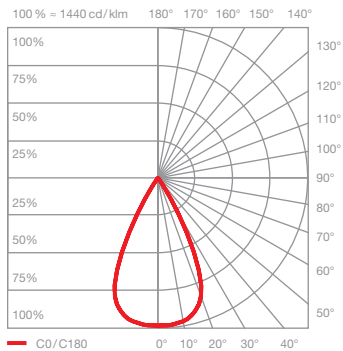



| technical data Coro alto flat pro |   |   |
|-----------------------------------|---|---|
| properties                        | material                                      | aluminium, glass, PVD coated, painted, plastic  |
|                                   | turning range                                 | 360° (with stop)  |
|                                   | mobility head                                 | 30°   |
|                                   | weight  | 0,6 kg  |
| surface                           | head / zoom                                   | bronze, matt gold, rose gold, matt silver, matt white, matt black, phantom, black phantom   |
|                                   | tube  | matt white, matt black  |
| Occhio LED                        | average life time                             | > 50.000 hrs  |
|                                   | energy efficiency class (luminous efficiency) | G (65 lm / W, @4000 K single color)   |
|                                   | power   | LED 9 W   |
|                                   | color rendering index                         | CRI Ra 92   |
|                                   | color temperature (color consistency)         | single color: 2700 K, 3000 K, 4000 K (2-step)<br>color tune: 2200–3500 K (2-step) 2700–4000 K (2-step)  |
| electricity                       | dimming                                       | with suitable power supply unit   |
|                                   | connection                                    | single color (1-channel): max. 500 mA / 18 VDC<br>color tune (2-channel): max. 1000 mA total current (I <sub>1</sub> + I <sub>2</sub> ) / 9 VDC per channel |
|                                   | permitted operating conditions                | max. 30°C for indoor use only   |

Coro alto flat pro  
lighting effects



|                              |             |            |
|------------------------------|-------------|------------|
| <b>Z25</b>                   |             |            |
| directed light (approx. 25°) |             |            |
| optics:                      | zoom lens   |            |
| power:                       | high color  | 9 W        |
| luminous flux:               | 2700 K      | 400 lm     |
|                              | 3000 K      | 420 lm     |
|                              | 4000 K      | 480 lm     |
|                              | 2200–3500 K | 170–230 lm |
|                              | 2700–4000 K | 200–240 lm |



|                              |             |            |
|------------------------------|-------------|------------|
| <b>Z60</b>                   |             |            |
| directed light (approx. 60°) |             |            |
| optics:                      | zoom lens   |            |
| power:                       | high color  | 9 W        |
| luminous flux:               | 2700 K      | 450 lm     |
|                              | 3000 K      | 480 lm     |
|                              | 4000 K      | 540 lm     |
|                              | 2200–3500 K | 320–420 lm |
|                              | 2700–4000 K | 370–450 lm |